



PERFORMANCE SPECIFICATIONS

DC Energy	1200Wh
Voltage Range	10.8Vdc to 15.2Vdc
DC Voltage (Nominal)	12Vdc
Internal Resistance	<4 mΩ

CELL SPECIFICATIONS

Technology	Encapsulated Cell
Nominal Cell Voltage	6.4~6.6Vdc / Cell (Encapsulated) 1/2 + 0.12V Envelope

CHARGE CHARACTERISTICS

Maximum Charge Current	0.5C (50A) maximum (maximum continuous charging current) @25°C
Charging Method	CC/CP/VP

DISCHARGE SPECIFICATIONS

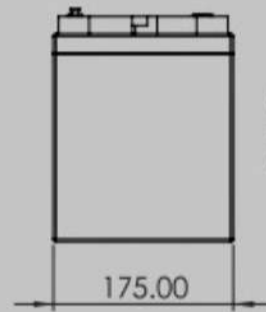
Maximum Discharge Current	0.5C (50A) maximum (maximum continuous discharging current) @25°C
Discharging Method	CC/CP/VP

ENSEGA MONITORING SOFTWARE

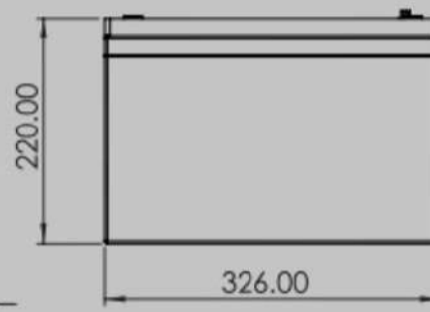
Communication and Connectivity	Bluetooth / Encontrol device ¹
Module Monitoring	Total Voltage, Individual Cell Voltages, Current, Temperature, Instantaneous Power, SOC and Energy Consumed

SAFETY PERFORMANCE

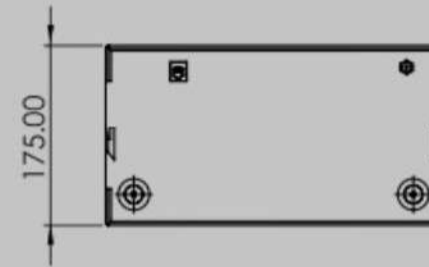
Short Circuit Protection	500A, Electronics Switching, Terminal Cut-off
Over/under Voltage	Electronic Switching, Terminal Cut-off
Over Current (Charge & Discharge Current)	Electronic Switching, Terminal Cut-off
Over temperature	Electronic Switching, Terminal Cut-off
Cell's Imbalance ($\Delta V \geq 1V$)	Electronic Switching, Terminal Cut-off



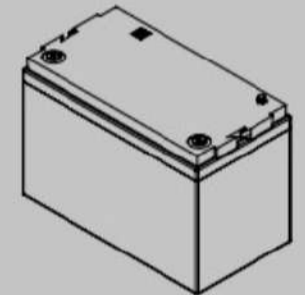
Side view



Front view



Top view



Isometric view

MECHANICAL SPECIFICATIONS

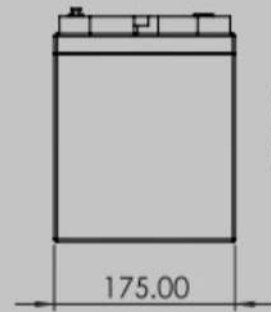
Dimensions (W x H x D) mm	326 x 220 x 175
Weight (kg)	12 kg
Module Casing Material	Plastic Casing

ENVIRONMENT SPECIFICATIONS

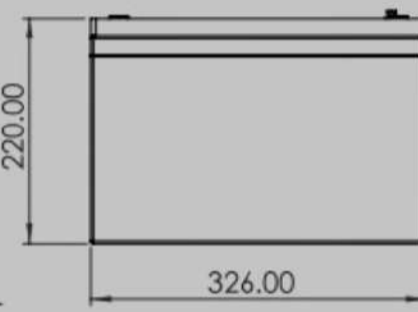
Cell Operating Temperature ^{2,3}	Charging: 0°C ~ 50°C (0°C to 10°C current limit 20A charge)
	Discharging: -20°C ~ +55°C
Operating Humidity	Non-Condensing
Storage Temperature	-10°C ~ +45°C (<3 months, SOC: 20% ~ 60%) -10°C ~ +35°C (<1 year, SOC: 30% ~ 60%)

MODULE SERVICE LIFE

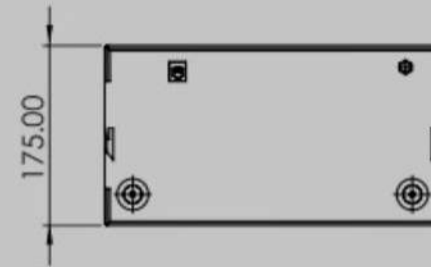
Projected Cycle Life ⁴	500,000 Cycles
Projected Calendar Life ^{5,6}	25 Years
Shelf Life ⁷	10 Years (Extendable)
Warehousing	Can be stored at any SOC without affecting cycle life



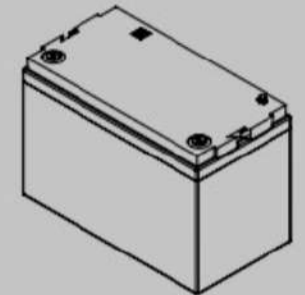
Side view



Front view



Top view



Isometric view

PRECAUTIONS

Alarm	In case of alarm, immediately rectify/attend to the cause of the alarm
Physical Damage	In case the module is physically damaged due to any event, do not install and energize the module under any circumstances and contact your re-seller
Short Circuit	Ensure precautions to prevent short-circuit under all circumstances
Galvanic isolation	When connecting to external devices ensure that galvanic isolation does not exceed 1000V
Series Connection	All modules must be at 100% SOC before connecting in series. Please consult your reseller when connecting the modules in series.
Parallel Connection	All modules must be at 100% SOC before connecting in parallel. There is no limit on the number modules that can be connected in parallel.
Series - Parallel Connection	Modules cannot be connected in series - parallel combination under any circumstance.

¹EN-Control is an external display used for monitoring & configuring the Module

²The temperature range indicates the range in which the encapsulated cells can operate. The performance of the cells may vary if they are continuously operated outside a temperature range of -20°C to 55°C, and/or at C-rates higher than the maximum charge/discharge rate specified in this spec sheet. The operating temperature range of the module varies based on the application. If the module is to be operated continuously outside a temperature range of -20°C to 55°C, and/or at C-rates higher than the maximum charge/discharge rate specified in the spec sheet, please consult Enercap or its Reseller prior to deploying.

³Warranty conditions will apply. Please consult your Reseller Enercap for warranty conditions applicable to your region.

⁴Projected life of encapsulated cells. Cycle life will vary if cycled more than 4 times a day.

⁵Additional terms and conditions, including a limited warranty, will apply at the time of purchase.

⁶Projected Calendar life of encapsulated cells from the date of first operation.

⁷Shelf life is the life of the module (in years) from the date it is manufactured to the time it is first operated

Product dimensions are for reference only unless otherwise identified and may change without notice. For critical applications, please contact your Reseller.